


WOODTURNERS GUILD • FRASER VALLEY




WOODTURNERS GUILD • FRASER VALLEY

FVWG Library

From: June 2012  
To: November 2013  
Subject: FVWG New Items  
Body:

## Object Details

DVD



**Title:** Fundamentals of Woodturning with D-Way Tools

**Author:** Schweitzer, Dave

**Object type:** Disk

**Description:** Fundamentals of Wood Turning DVD Set


On this set of DVD's, Dave will take you through the fundamentals of wood turning, from simple roughing projects to hollow forms. Dave includes special tips for sharpening your tools. Filmed in stunning HD Video with close-ups and detailed shots.

Volume 1  
Beading Tools  
Face Grain  
Cutting Side Grain  
Bowl Decoration  
Spindle Turning  
Faceplate Work

Volume 2  
Hollow Form  
Hollowing Tool  
Grinding Wheel  
Sharpening  
Tool Handles  
Widget

## Object Details

DVD




**Title:** FWWG Binh Pho Demo

**Author:** Pho, Binh

**Object type:** Disk

## Object Details

DVD




**Title:**  
**Author:**  
**Object type:**  
**Description:**

Lessons in Segmented Woodturning - Exploring Possibilities Vol 3  
Tibbetts, Malcom  
Disk  
Exploring Possibilities  
This DVD has been created for the experienced turner and woodworker who is looking to take their work to the next level. I've created "lessons" on techniques and "methods of work" that you will probably not find anywhere else. it's my hope that others will "springboard" from these techniques and thereby help advance the "art" of segmented woodturning.  
Malcolm Tibbetts lives in South Lake Tahoe, CA where he pursues segmented woodturning as a full-time studio artist. He is the author of the highly acclaimed, "The Art of Segmented Woodturning," and he has now been recognized as a very accomplished producer of "How To" DVDs.

## Object Details

DVD




**Title:**  
**Author:**  
**Object type:**  
**Description:**

Lessons in Segmented Woodturning - Functional Projects Vol 4  
Tibbetts, Malcom  
Disk  
Functional Projects  
This DVD is about creating items that have a "use." A wide range of techniques are shown, many that were not profiled in my previous DVDs. The project items include: a Baby Rattle, mass-produced Salt & Pepper Shakers, a Wine Cooler, Picture Frames, an Oil Lamp, an Ice Cream Scoop, mass-produced Desk Top Paperweights, and a Birdhouse for outdoor use.  
Malcolm Tibbetts lives in South Lake Tahoe, CA where he pursues segmented woodturning as a full-time studio artist. He is the author of the highly acclaimed, "The Art of Segmented Woodturning," and he has now been recognized as a very accomplished producer of "How To" DVDs.

## Object Details

DVD



**Title:**  
**Author:**  
**Object type:**  
**Description:**


Lessons in Segmented Woodturning - Jewelry Vol 7  
Tibbetts, Malcom  
Disk  
Segmented Jewelry

With this DVD, I have profiled many different techniques for creating a variety of jewelry items. Most items can be made with minimal woodworking and woodturning skills, but a few projects are fairly advanced. Segmenters of all experience will find new opportunities to please their friends and family members.  
Malcolm Tibbetts lives in South Lake Tahoe, CA where he pursues segmented woodturning as a full-time studio artist. He is the author of the highly acclaimed,

"The Art of Segmented Woodturning," and he has been recognized as a very accomplished producer of "How To" DVDs.

## Object Details

DVD



**Title:** Lessons in Segmented Woodturning - More Functional Projects Vol 5


**Author:** Tibbetts, Malcom

**Object type:** Disk

**Description:** More Functional Projects  
This DVD is a continuation of Volume Four. A wide range of techniques are shown, many that were not profiled in my previous DVDs. The project items include: a Baby's Stacking Toy, mass-produced Desk Clocks, a Salad Bowl Set, Kaleidoscopes, a pair of unique Candle Holders, Serving Bowls, Banksia Pod Bracelets, and a Belt Buckle with exchangeable components. Malcolm Tibbetts lives in South Lake Tahoe, CA where he pursues segmented woodturning as a full-time studio artist. He is the author of the highly acclaimed, "The Art of Segmented Woodturning," and he has now been recognized as a very accomplished producer of "How To" DVDs.

## Object Details

DVD



**Title:** Lessons in Segmented Woodturning - Special Boxes Vol 6


**Author:** Tibbetts, Malcom

**Object type:** Disk

**Description:** This DVD provides detailed instruction for two very special containers. The Alan Batty style "secret box" (below) is not an obvious box and the Cryptex box (front cover) requires a "code" in order to open. Both projects require precise "turning" skills along with familiarity with general woodworking equipment. Malcolm Tibbetts lives in South Lake Tahoe, CA where he pursues segmented woodturning as a full-time studio artist. He is the author of the highly acclaimed, "The Art of Segmented Woodturning," and he has now been recognized as a very accomplished producer of "How To" DVDs.

## Object Details

DVD



**Title:** Turning Pens with Kip & Rex Video 1 The Basics and Beyond

**Author:** Christensen, Kip W.  
Burningham, Rex

**Object type:** Disk

**Description:** Rex Burningham and Kip Christensen have done it again. After producing Towing Pens and Pencils, the definitive book on pen making, they follow with two videos about turning pens. Topics covered in Video 1 include:

- Fundamentals of pen making
- Making the basic Slimline Pen
- The versatility of the Slimline Pen Kit
- How to make two design variations using the Slimline Pen Kit

Including one with:

Wire burn details

- Finger grip grooves, and
- No centerband and one which includes
- A fixed antler centerband
- Tools and tool use
- Adhesives for pen making
- Materials for making pens, including various woods, plastics and antler
- Running time: 1 hour 8 minutes


Topics covered in Video II include:

The European style pen, a variation on the European pen, the American rollerball/fountain pen, turning plastic, turning antler, and Tips & Tricks: A host of handy ideas.

<http://www.learningturning.com> Made in USA

## Object Details

DVD



**Title:**

Turning Pens with Kip & Rex Video 2 More Pens Plus Tips & Tricks

**Author:**

Christensen, Kip W.  
Burningham, Rex

**Object type:**

Disk

**Description:**

Rex Burningham and Kip Christensen have done it again. After producing *Turning Pens and Pencils*, the definitive book on pen making, they follow with two videos about turning pens.

Topics covered in video II include:

- The European style pen
- A variation on the European pen which includes a fixed blackwood centerband
- The American style rollerball and fountain pen
- Techniques for turning plastic
- Turning antler
- Tips & Tricks, including:
  - Sliding table for crosscutting
  - Drilling jigs and tips
  - All about barrel trimmers
  - Repairing defects in wood
  - Assembly jigs and tips
  - Disassembling a pen
  - and more
- Running time: 1 hour 28 minutes

Topics covered in video I include: Fundamentals of pen making, making the basic slimline pen, design variations using the slimline pen kit, detailed steps in making two variations using the slimline kit, tools and tool use, adhesives, and materials for making pens.  
<http://www.learningturning.com>



## Object Details

DVD



**Title:**

Wood Touch-Up and Repair

**Author:**

Mohawk

**Object type:**

Disk

**Description:**

The Mohawk Wood Touch-Up and Repair Interactive Training System is designed to teach you the most up-to-date wood touch-up and repair techniques offered in the industry.

This interactive DVD will provide you with instructions in:

Damage analysis

Filling of damages

Replacing color

Grain replacement

Spot finish application

Sheen adjustment

Scratch removal

Finish care

...And much more