

**FRASER VALLEY
WOODTURNERS
GUILD**

P.O. Box 716
Abbotsford, BC V2T 6Z8



Inside this issue:

President's Corner	1
Executive & Mentors	2
FOF, Quick Tips	2
Announcement's	3
Webster's Corner	4
Classifieds	4
FOF,	5
Old Lathes	6
Toxic in woods	7
Fish Gallery	8

Turner's Corner

Volume 1. Issue 9

May 2008

President's Corner

At the next meeting, some of you will be taking home a new Guild shirt and/or hat with a nicely embroidered guild logo. I've had to study that logo closely and answer some questions about it, such as, "What is that thing?" Now I assume you will be asked the same questions as you promote our fine organization by wearing these shirts and hats. It appears to be an old treadle lathe. Have a close look at the logo at the top of our newsletter. There is a wood frame with a wooden pedal, and a wood cabinet with four doors or drawers at the rear, probably for storing lathe parts and tools. Notice the size of the cast iron fly wheel. This would assist in building momentum. The tail stock and tool rest lock in place with a hand screw beneath the ways. The intriguing part is what appears to be a chuck mounted on the live center and a screw feed of sorts. My guess is it's for making wood screw threads as there are similar screw lathes on the internet. I'm glad the motor was invented! It's made life easier for all of us, including Oneway, General and Jet. For those of you who have let your name stand for the up-coming elections, thank you.

Murray Sluys

Meeting, June 12

Focus on Fundamentals Ed Pretty

Demo Topic: Oval Turning

President's Challenge: Off centre turning

Next Meeting May 08

Focus on Fundamentals Ed Pretty

Demo Topic: Hands on Spindle turning -
Elections

President's Challenge: Napkin Rings or
Bracelet

FVWG Executive

President	Murray Sluys	604-794-3108	mjsluys@shaw.ca
Vise President	Lance Murphy	250-667-4489	
Past President	Ian Fulford	604-820-2227	
FOA Coordinator	Ed Pretty		
Newsletter Editor	Gerald Blenkarn	604-858-9162	getthebear@hotmail.com
Web Master	Derek Bird		www.info@fvwg.ca
Membership Chairperson	Wayne Cunningham	604-855-5690	wayne04@telus.net
Treasurer	George Geurts		
Librarian	Lance Murphy	250-667-4489	
Program Coordinator	Adam Christiaan		
Social Conveners	Marian Maynard		
Raffle	Roger Pitts & Robert Caffrey		

FOF
is a basic
program for
those new to
Woodturning.
It meets 6:30
to 7:00

Mentors

Wayne Cunningham(Abbotsford)604-855-5690	Colin Delory(Surrey)604-576-1172
Ian Fulford-(Abbotsford)604-613-4830	Joel Elder (Pitt Meadows)604-460-0992
Jim Peardon(Abbotsford)604-852-1645	Ross Paterson(Chilliwack)604-858-3953
Jim McMath(Abbotsford)604-870-0467	Bob Burke (Chilliwack) 604-796-9678
Bill Olsen(Surrey)604-574-4548	Sam Nelsom (Agassiz & Harrison)604-796-9678

Focus on Fundamentals

May —How to use the Skew Chisel

June — Selecting and storing wood.

Quick Tips

Annual dues and registration are now due.

After New Year-Rates:

Adults - \$17.50

Students \$5.00

80 Years Young—

A cheap / poor grinding wheel is a cheap / poor grinding wheel regardless of what it is made from. Choose a quality wheel regardless.

Try reversing the lathe Rotation direction (if available On your lathe) when sanding. It might help with that trouble area.

Use the Tailstock as much as possible for safety and stability.

Finish as much on the lathe as possible. Even when using a spray finish, this can go quicker and you can buff easier with it still on the lathe if possible. Remove the dark stain from some woods on your hands by rubbing the juice of lemon on them .

Announcement's

Tool Problem

There have been a few fellows who have asked for help with one thing or another—usually tool issues— For those who are having problems bring the tools to the meeting. There are a number of experts who will gladly give you advise to help solve your problems.

Demo:

Brian Murphy will be doing a demo on woodturning at Heritage park on Jul 01 Canada Day. So come out and enjoy the demo.

Martin Thorne shop visit

Location: Squamish, BC Date: May 24, 2008 Time: 10:00 am in Squamish at Martin's shop

Lunch and coffee will not be served by Martin.

For all people wanting to go to the Martin Thorne shop visit:

Martin has hurt his back, but still really wants to do the shop visit event so we will keep the registration Going. I (Adam) will make a phone call to Martin a week before the shop visit event and will call everyone that is on the list if the event is to be cancelled due to martin's health. Those people that are not signed up will not be called, so please make sure you are signed up. The sign up sheet will be at our next meeting 08 May.

May Meeting

This month is our annual general meeting, and elections. The new executive are voted in at this time. There are positions available.

Goodies—Jun 08

Revell, Sawyer, Sluys.
Soth, Thorne, Vickers

Goodies—May 08

O'Leary, Olsen,
Peterson , Pitts,
Pretty, Radke

Fraser Valley Woodturners Guild

We meet at
 Robert Bateman School,
 35045 Exbury Ave,
 Abbotsford, BC
 Room # 103 (Wood Shop)

Phone: 604-794-3108
 Email: mjsuys@shaw.ca

Web Site
www.fvwg.ca

Lathe Rental
 The Guide has a Mini Lathe that members can rent. Cost \$20.00 per Month.

Calendar of Events

08 May 08	Thursday	FVWG Meeting	Annual Meeting, Elections, Hands On Turning
24 May 08	Saturday	Martin Thorne visit	Squamish, BC
12 June 08	Thursday	FVWG Meeting	

WEBSTER'S CORNER: Club Website: <http://www.fvwg.ca>
 Check out our interesting sites. Click on LINKS and check them out.
 The education page is always looking for more Woodturning articles. If anyone has articles he or she would like published, e-mail copy to Derek: www.info@fvwg.ca

EDITORS CORNER: Hope everyone has had a good summer. As you can see we have changed the look of the newsletter. If you have any comments on the NL, please don't hesitate to let me know. If you have any articles, wanted or For Sale Ads, that you would like published in the Newsletter, then e-mail to gerthebear@hoymail.com or phone 604-858-9162. All classifieds or articles must be in my possession no later than the 30th each month to be published in the next

Classified Section

For Sale

Woodcut TRUGRIND Sharpening Jig for Turning Tools (List price \$139.95) do me a Reasonable offer.

Phone Adam Christiaanse (604) 855-4252



For Sale:
 Nova 3000 1 Hp motor comes with face plate, woodworm. Live centre, spur center, Scroll jaw & Adapter 2" jaws Lathe is mounted on a Maple desk with 7 drawers asking \$1000.00.
 Contact Gerry Vickers @ (604) 463—0760

For Sale: Craftsman 10" contractor style table saw. Cast aluminum table with steel extensions. Good condition. \$125.00 OBO

Delta 10" table saw and jointer. These tools are on a common 110 volt motor so they must be sold together. The table saw is tilt table. Both are older, very commercial units. \$500.00 OBO

I can deliver if needed. Contact Ed Pretty at 604-888-5967.

KMS Bonus

For some time, KMS Tools has offered a discount/kickback to the Guild for all members purchases. When you are going through the cash at KMS, tell them you are a member of The Fraser Valley Woodturners Guild and should get a class "A" discount and that your name and phone number should go on the Guild's list. This will benefit both you and the club as KMS donates 2% on all purchases, of all registered members, to a fund credited to FVWG.

Lee Valley presents Mike Darlow Advanced Turning Techniques

Lee Valley Coquitlam store, Wednesday May 14, 2:00pm to 6:00pm, price \$50.00

Lee Valley Vancouver store Thursday, May 15 - 5:00 pm to 9:00 pm, Price \$50.00

Turning Techniques with Mike Darlow—14 hours—Monday, May 12—11:00 am to 6:00 pm and Tuesday, May 13—10:00 am to 5:00 pm at Lee Valley Coquitlam store, Price \$300.00.

Focus on Fundamentals

A prime mandate of the Fraser Valley Woodturners Guild is to provide training and inspiration to new turners. We accomplish in sessions that begin ½ hour prior to the regular meeting. Handouts accompany these sessions and an accompanying text is used, Turning Wood by Richard Raffan.




The topics covered are listed below. Members joining after September may obtain all previous handouts. The handouts are designed for inserting into a binder for review. Following are the topics covered in the program, although it may be altered to prepare novices for upcoming demonstrations – particularly hands-on sessions. The sessions are short (30 minutes). Some are simply Q&A sessions and others incorporate a project that prepares the learner for a practice project at home.

1. Lathe basics; set up, safety, grinding set up
 2. Turn between center project – practice pieces using gouge and skew
 3. Copying. Includes turning transitions from square to round
 4. Faceplate project
 5. Jam chuck project – finish turn bowl
 6. Scrapers: sharpening and use
 7. Sharpening and various grinds for face and center turning
 8. Mandrel project – napkin rings
 9. Selecting and storing wood. Grain orientation
- Sanding: wet, dry, grain raising, on and off lathe

Fundamentals Gallery

Each meeting there will be a "Fundamentals Gallery" which is a showcase for members to enter pieces that illustrate the skill demonstrated in Focus on Fundamentals the previous month. The piece does not have to be a complete project; rather it is better if it is a piece that simply shows the technique or process demonstrated. For instance if beads and coves have been demonstrated one month, a simple spindle with a series of beads and coves is suitable for entry the next month. The gallery is open to all members, however newer turners are encouraged to enter pieces to help enhance their skill level. A ticket for a prize draw for this category will be issued to each entrant.

From The President's Corner



Wood	Irritant	Sensitizer	Nasal Pharyngeal Cancer	Pneumonitis, Allergies	Direct Toxin	Nausea, Malaise	Skin	Eyes	Respiratory	Cardiac	Potency	Dust	Leaves, Bark	Wood	Incidence
Bald Cypress		S							R		+	D			Rare
Balsam Fir		S					S	E			+		LB		Common
Beech		S	C				S	E	R		++	D	LB		Common
Birch		S							R		++	D		W	Common
Black Locust	I					N	S	E			+++		LB		Common
Blackwood		S					S	E			++	D		W	Common
Boxwood		S					S	E			++	D		W	Common
Cashew		S					S	E			+	D		W	Rare
Cocobolo	I	S					S	E	R		+++	D		W	Common
Dahoma	I						S	E			++	D		W	Common
Ebony	I	S					S	E			++	D		W	Common
Elm	I						S	E			+	D			Rare
Goncalo Alves		S					S	E			++	D		W	Rare
Greenheart		S					S	E			+++	D		W	Common
Hemlock			C						R		?	D			Uncommon
Iroko	I	S		P			S	E	R		+++	D		W	Common
Mahogany		S		P			S		R		+	D			Uncommon
Mansonia	I	S					S	E			+++	D		W	Common
Mansonia						N					+	D			
Maple (Spalted)		S		P					R		+++	D			Common
Mimosa						N					?		LB		Uncommon
Myrtle		S							R		++	D	LB		Common
Oak		S					S	E			++	D	LB		Rare
Oak			C								?	D			Uncommon
Obeche	I	S					S	E	R		+++	D		W	Common
Oleander					DT					C	++++	D	LB	W	Common
Olivewood	I	S					S	E	R		+++	D		W	Common
Opepe		S							R		+	D			Rare
Padauk		S					S	E	R		+	D		W	Rare
Pau Ferro		S					S	E			+	D		W	Rare
Peroba Rosa	I								R		++	D		W	Uncommon
Purpleheart											++	D		W	Common
Quebracho	I								R		++	D	LB		Common
Quebracho			C								?	D			Uncommon
Redwood		S		P			S	E	R		++	D			Rare
Redwood			C								?	D			Uncommon
Rosewoods	I	S					S	E	R		++++	D		W	Uncommon
Sassafras		S							R		+	D			Common
Sassafras					DT						+	D	LB	W	Rare
Sassafras			C								?	D			Uncommon
Satinwood	I						S	E	R		+++	D		W	Common
Sequoia	I								R		+	D			Rare
Snakewood	I								R		++	D		W	Rare
Spruce		S							R		+	D		W	Rare
Teak		S		P			S	E	R		++	D			Common
Walnut, Black		S					S	E			++	D		W	Common
Wenge		S					S	E	R		+	D		W	Common
West. Red Cedar		S							R		+++	D	LB		Common
Willow		S							R		+	D	LB	W	Uncommon
Yew	I						S	E			++	D			Common
Yew					DT					C	++++	D		W	Common
Zebrawood		S					S	E			++	D		W	



